

Rx Wireless Charging Coil Design

JH-H10-R-C9-S



RoHS / RoHS II Compliant

FEATURES:

- Wireless Charging Receiver Coil (11.2μH)
- Available in different styles
- High Q for maximum power transmission
- Durable construction
- RoHS Compliant .
- High saturation powdered iron - not affected by permanent locating magnets

APPLICATIONS:

- Batteries and Battery Chargers
- Consumer Electronics
- Smart Watches
- universal wireless charging projects
- Wireless Charging Stations
- Mobile Phones & Charging Accessories
- Power Tool Manufacturers

DESCRIPTION & KEY ELECTRICAL SPECIFICATIONS

The JH-H10-R-C9-S is a Wireless Charging Coils that can be used in Receiver applications. This is a single coil design with inductance of 11.2μH.

Maximum Ratings

Item	Value
Operating Temperature Range	T=-25°C ~ 85°C, RH≤ 70%.
Storage Temperature Range	-25°C~85°C, 90%RH (Max.)

Part Number	Inductance	DC Resistance	Q
JH-H10-R-C2-S	11.2μH ±10%	180 mΩ max	43 ±10%
Test Condition	100KHz / 1V	20±10°C	100KHz/1V
Test Environment	Temperature: 20±10°C, RH: 65% ±20% Equipment:		

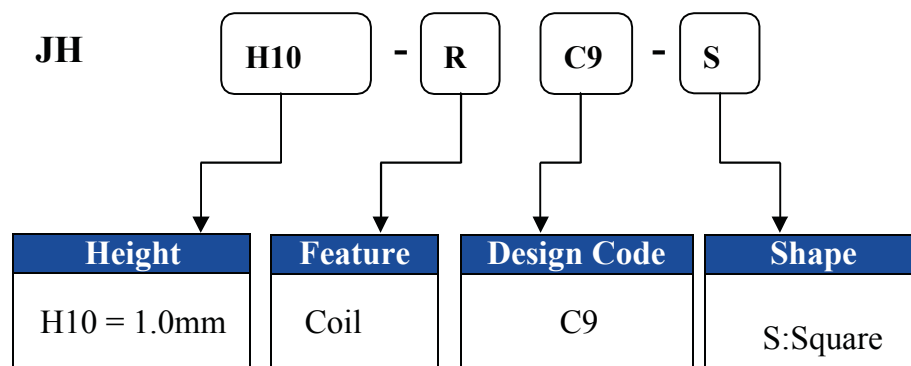
Test Conditions

Ambient Temperature: 20±10°C, RH: 65% ±20%.

If any doubt on the results, measurements/tests should be made within the following limits:

Ambient Temperature: 20±2°C, RH: 65%±5%


PART IDENTIFICATION:



Rx Wireless Charging Coil Design

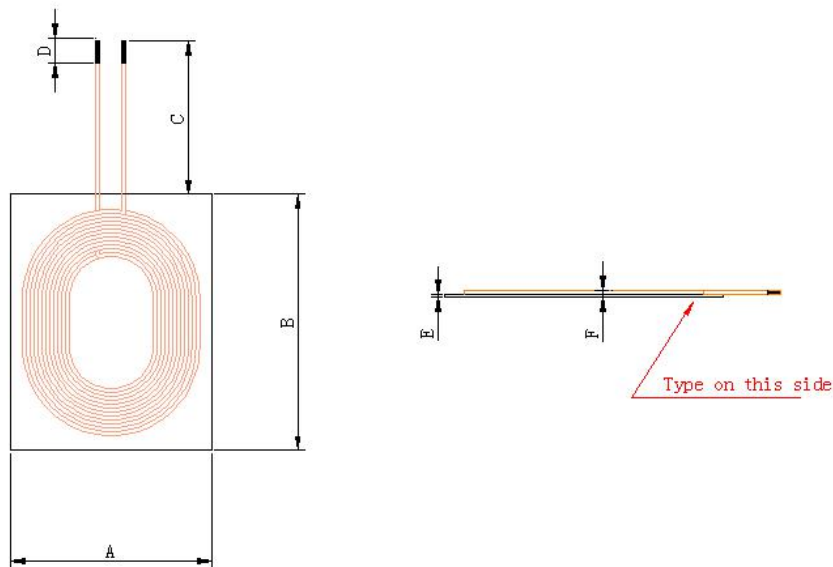
JH-H10-R-C9-S

 RoHS / RoHS II Compliant



46*36*1.0

OUTLINE DIMENSIONS:



Dimensions in : mm

Item	A	B	C	D	E	F				
Spec	36 Ref	46 Ref	30 Ref	3 Ref	0.5 Ref	1.0 Ref				

Number of Coils	Wire	Number of Turns	Inductance
1	0.3mm	17 REF	11.2±10%μH

Wave Soldering Profile: Not suitable for wave soldering

Manual Soldering: 350°C Max,

Packaging: Box, 200pcs MOQ

All material meet RoHS Standard

WIRELESS CHARGING COIL


Shijie town, Dongguan,Guangdong | CN 523290 **Revised:**
 Ph. 949.546.8000 | Email. info@jhcoils.com
 Visit www.wirelesschargingcoil.com for more design

Rx Wireless Charging Coil Design

JH-H10-R-C9-S



RoHS / RoHS II Compliant



46*36*1.0

STORAGE AND OPERATIONAL CONDITION:

Storage condition

- Recommended storage conditions: $-25^{\circ}\text{C}\sim 85^{\circ}\text{C}$, 70%RH (Max.)
- Service life: Within the limits of six month from being produced.
- The appearance and solder ability should be check, if product is not in expiry date.

Operation Conditions

- Use condition limit: $T=-25^{\circ}\text{C} \sim 85^{\circ}\text{C}$, $\text{RH}\leq 90\%$.

NOTE:

- The parts are manufactured in accordance with this specification. If other conditions and specifications which are required, please contact us for more information.
 - We will supply the parts in accordance with this specification unless we receive a written request to modify prior to an order placement.
 - In no case shall JH be liable for any product failure from in appropriate handling or operation of the item beyond the scope of this specification.
 - When changing your production process, please notify us immediately.
- V)This drawings and specifications are the property of JH Electronic Ltd .and shall not be reproduced or used as this the basis for the manufacture or sale of apparatus or devices without permission.

CUSTOMED PRODUCTS

We can customize wireless charging coil according to Qi standard or your requirements.Email us:info@jhcoils.com

ATTENTION:The electronic component is designed and developed for usage in general electronic products only.This products are not specifically designed for Military, Aviation, Aerospace, Life-dependant Medical applications or any application requiring high reliability where component failure could result in loss of life and/or property. We shall not be liable for incidental or consequential damages of any kind.

All material
meet RoHS
Standard

WIRELESS CHARGING 

Shijie town, Dongguan,Guangdong | CN 523290 **Revised:**
Ph. 949.546.8000 | Email. info@jhcoils.com
Visit www.wirelesschargingcoil.com for more design